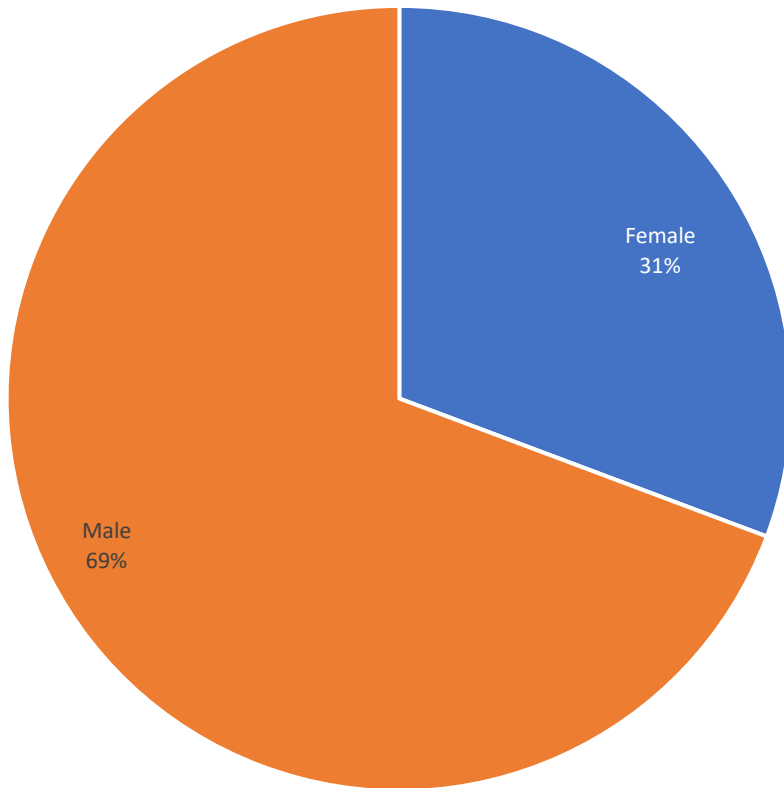


THE MISSISSIPPI BAR
BAR COMPLAINT STATISTICAL REPORT
2020 FISCAL YEAR
433 COMPLAINTS

**BAR COMPLAINTS STATISTICAL REPORT
2020 FISCAL YEAR
433 COMPLAINTS**



Gender

Male: 69% (300)

Female: 31% (133)

Membership Information

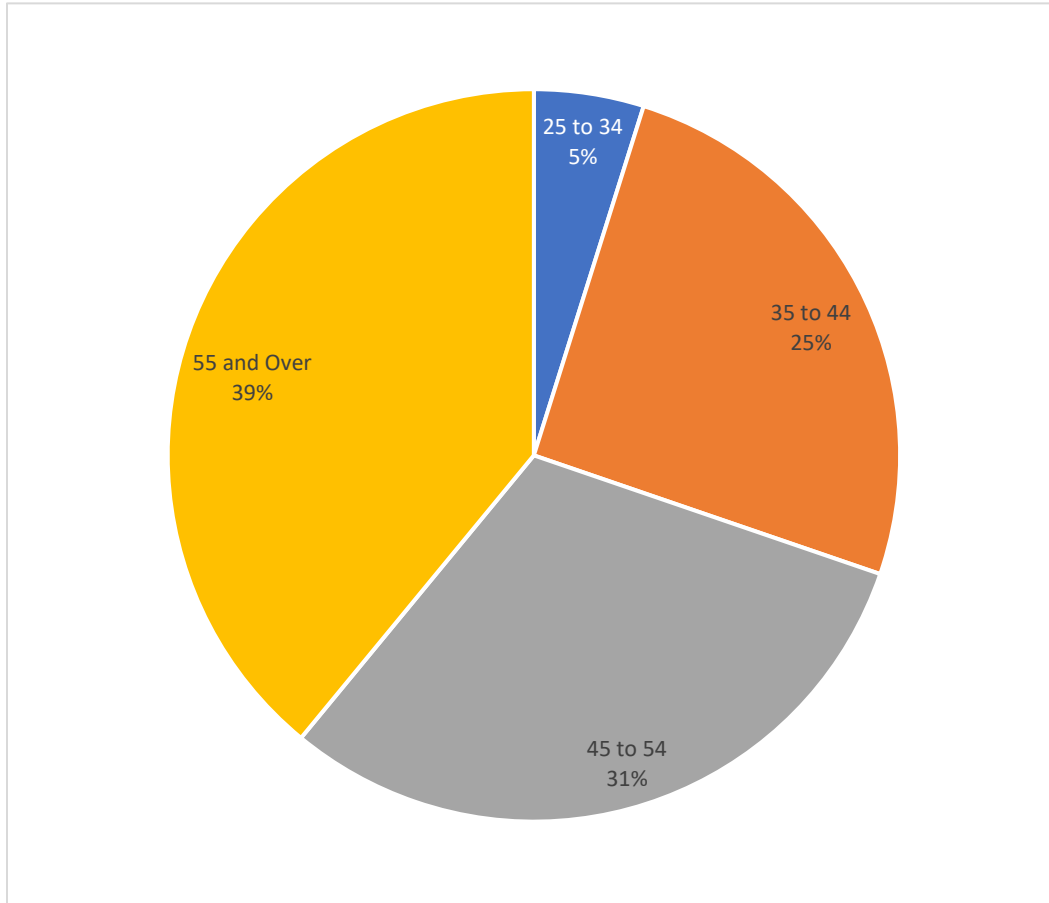
Male: 71% (6,860)

Female: 29% (2,799)

BAR COMPLAINTS STATISTICAL REPORT

2020 FISCAL YEAR

433 COMPLAINTS



Age of Lawyer

55 and Over:	39%	(169)
45 to 54:	31%	(133)
35 to 44:	25%	(110)
25 to 34:	5%	(21)

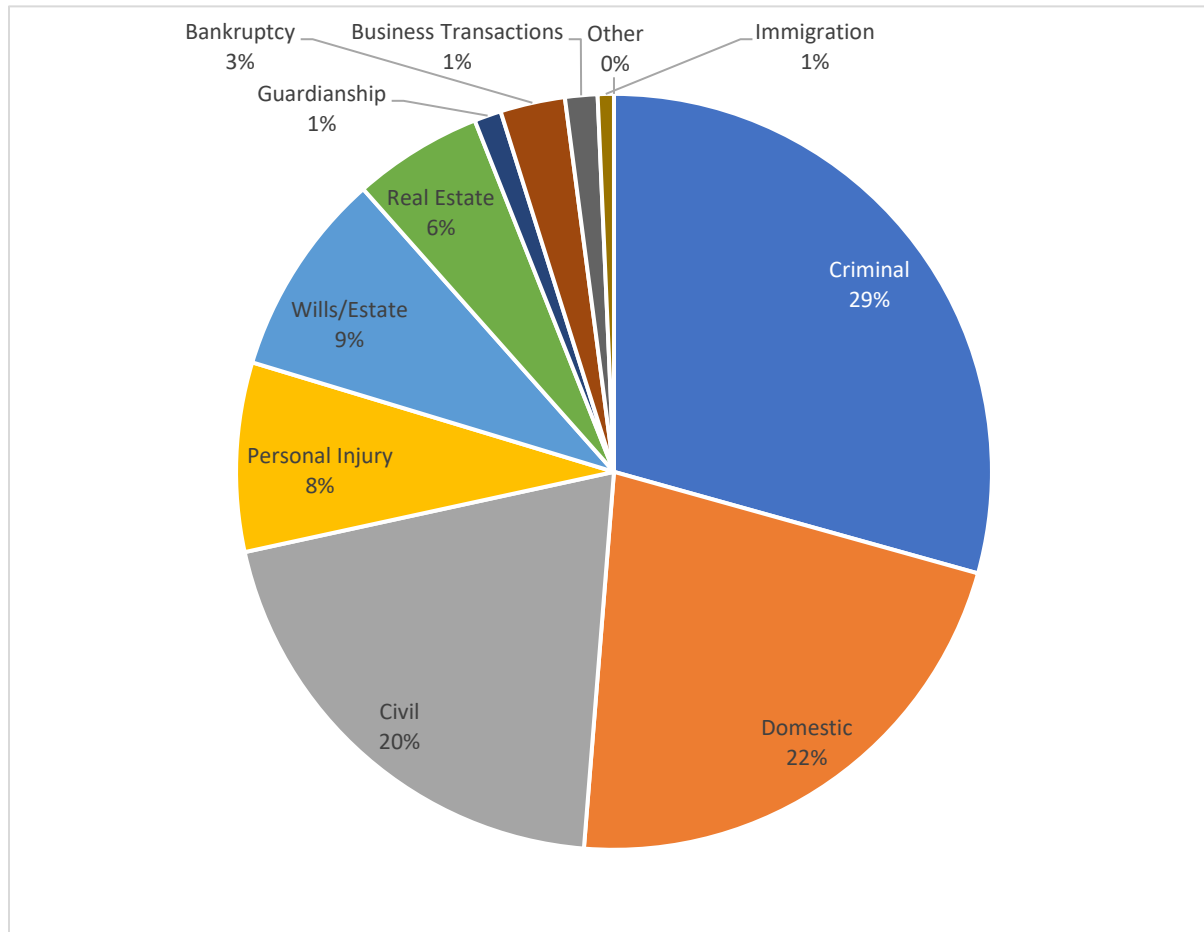
Membership Information

55 and Over:	40%	(3,496)
45 to 54:	24%	(2,078)
35 to 44:	24%	(2,122)
25 to 34:	12%	(1,011)

BAR COMPLAINTS STATISTICAL REPORT

2020 FISCAL YEAR

433 COMPLAINTS



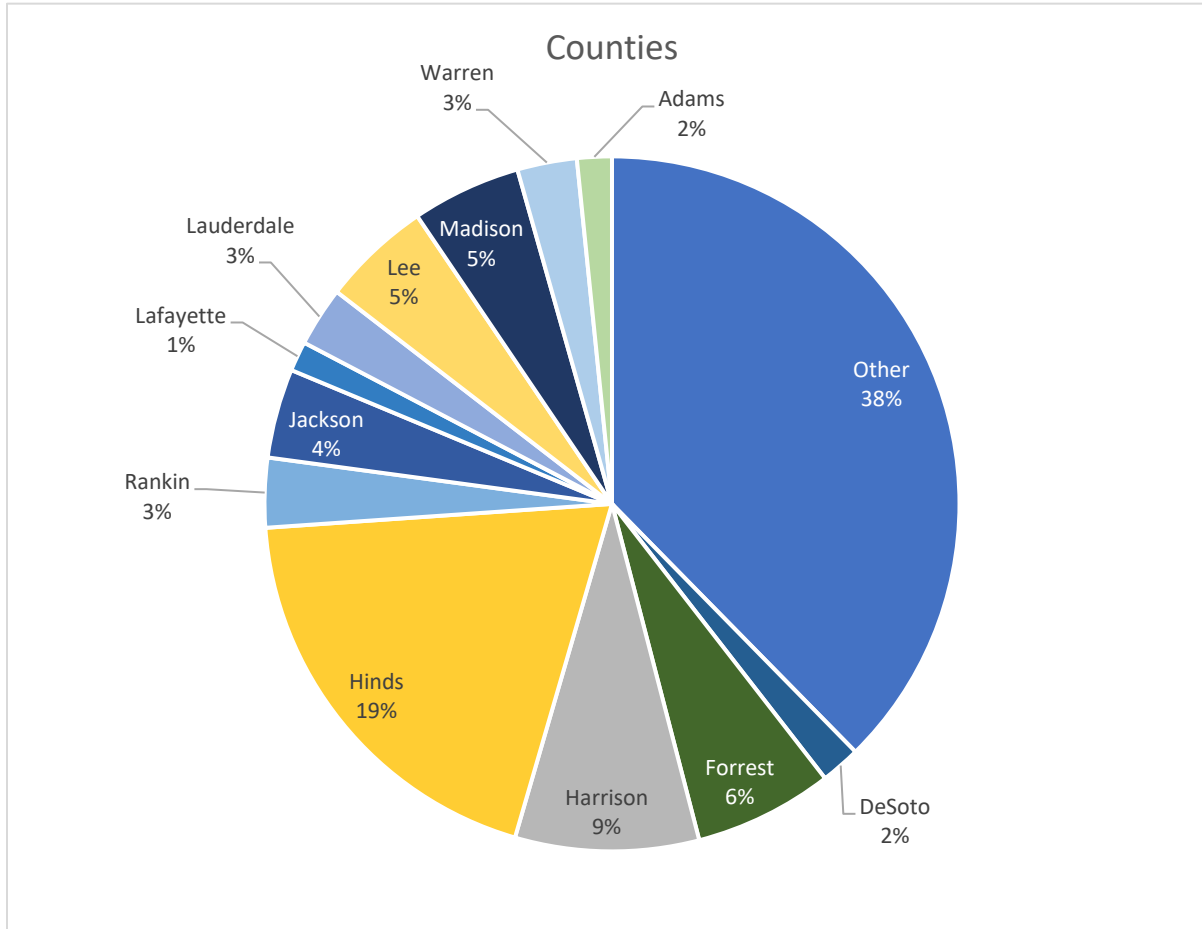
Areas of Practice

Criminal:	29% (127)
Domestic:	22% (95)
Civil:	20% (88)
Wills/Estates:	9% (38)
Personal Injury:	8% (35)
Real Estate:	6% (24)
Bankruptcy:	3% (12)
Guardianship:	1% (5)
Immigration:	1% (3)
Business Transactions:	1% (6)
Other:	0% (0)

BAR COMPLAINTS STATISTICAL REPORT

2020 FISCAL YEAR

433 COMPLAINTS



County

Hinds:	19% (84)
Forrest:	6% (28)
Madison:	5% (22)
Harrison:	9% (37)
Jackson:	4% (18)
Warren:	3% (12)
DeSoto:	2% (8)
Adams:	2% (7)
Rankin:	3% (14)
Lee:	5% (22)
Lauderdale:	3% (12)
Lafayette:	1% (6)
Other:	38% (163)

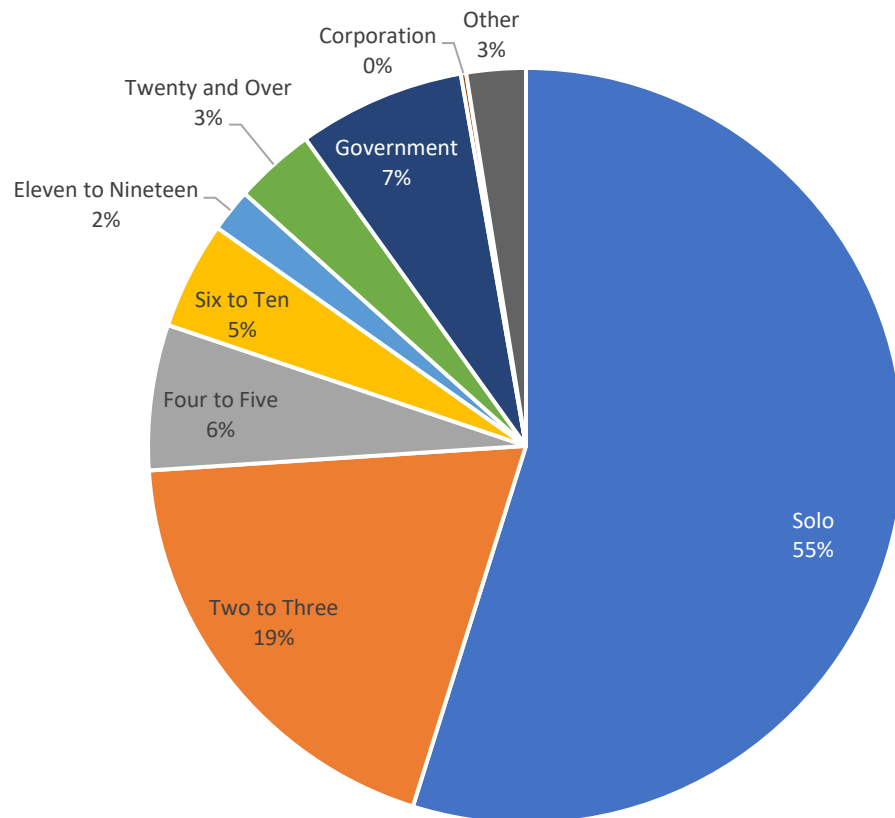
Membership Information

Hinds:	37% (1,929)
Madison:	16% (885)
Harrison:	11% (608)
Lafayette:	7% (349)
Forrest:	6% (324)
Rankin:	6% (313)
Lee:	5% (241)
Jackson:	4% (230)
DeSoto:	4% (182)
Lauderdale:	2% (105)
Warren:	1% (94)
Adams:	1% (66)

BAR COMPLAINTS STATISTICAL REPORT

2020 FISCAL YEAR

433 COMPLAINTS



Size of Firm

Solo:	55% (238)
Two to Three:	19% (83)
Four to Five:	6% (27)
Six to Ten:	5% (20)
Eleven to Nineteen:	2% (8)
Twenty and Over:	3% (15)
Government:	7% (31)
Corporation:	0% (1)
Other:	3% (10)

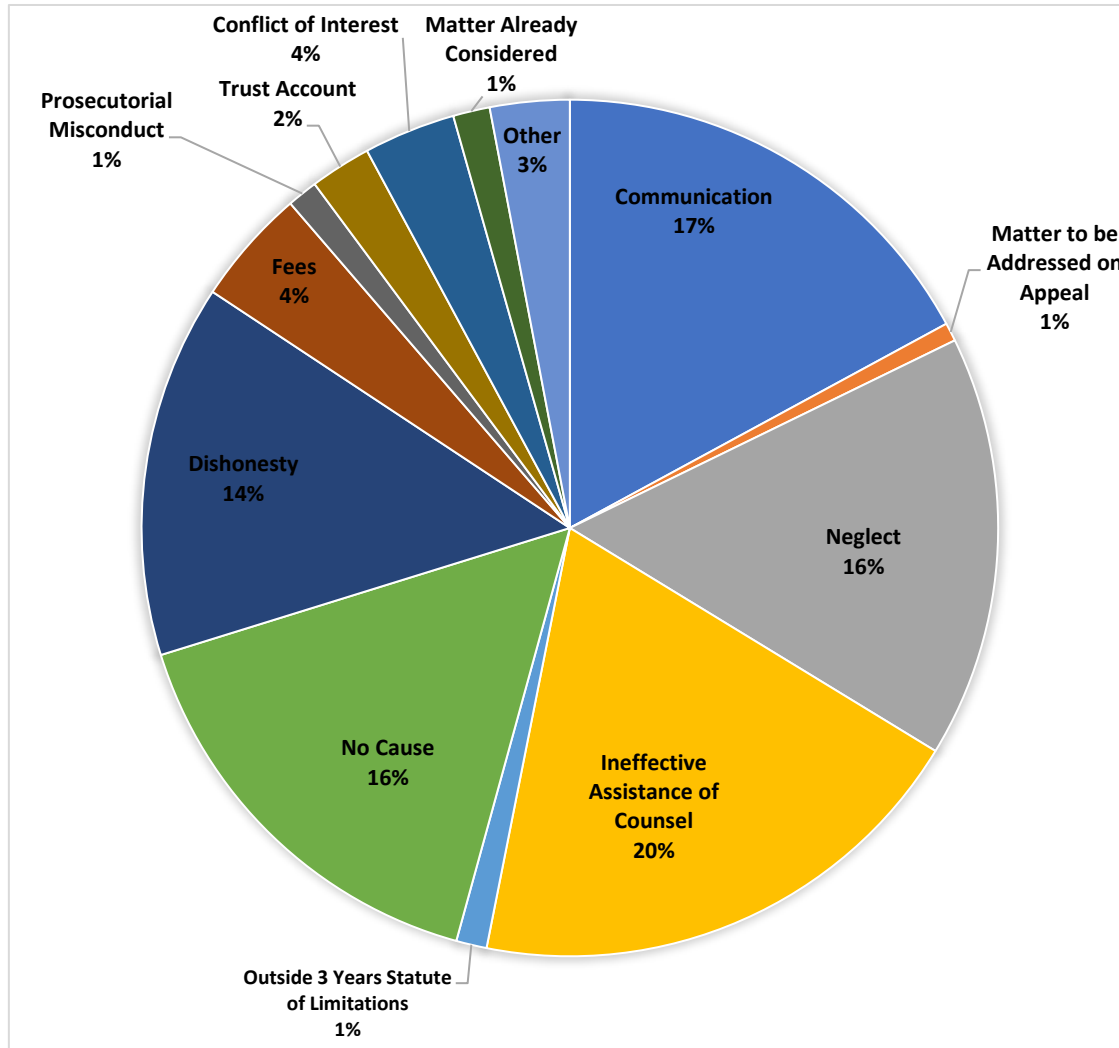
Membership Information

Solo:	27% (2,288)
Two to Three:	14% (1,187)
Four to Five:	5% (430)
Six to Ten:	6% (523)
Eleven to Nineteen:	4% (332)
Twenty and Over:	18% (1,543)
Government:	15% (1,230)
Corporation:	6% (489)
Other:	5% (421)

BAR COMPLAINTS STATISTICAL REPORT

2020 FISCAL YEAR

433 COMPLAINTS



Complaint Types

Ineffective Assistance of Counsel:	20% (84)
Communication:	17% (74)
Neglect:	16% (69)
No Cause:	16% (69)
Dishonesty:	14% (61)
Fees:	4% (19)
Trust Account:	2% (10)
Conflict of Interest:	4% (15)
Matter Already Considered:	1% (6)
Prosecutorial Misconduct:	1% (5)
Outside 3 Years Statute of Limitations:	1% (5)
Matter to be Addressed on Appeal:	1% (3)
Other:	3% (13)