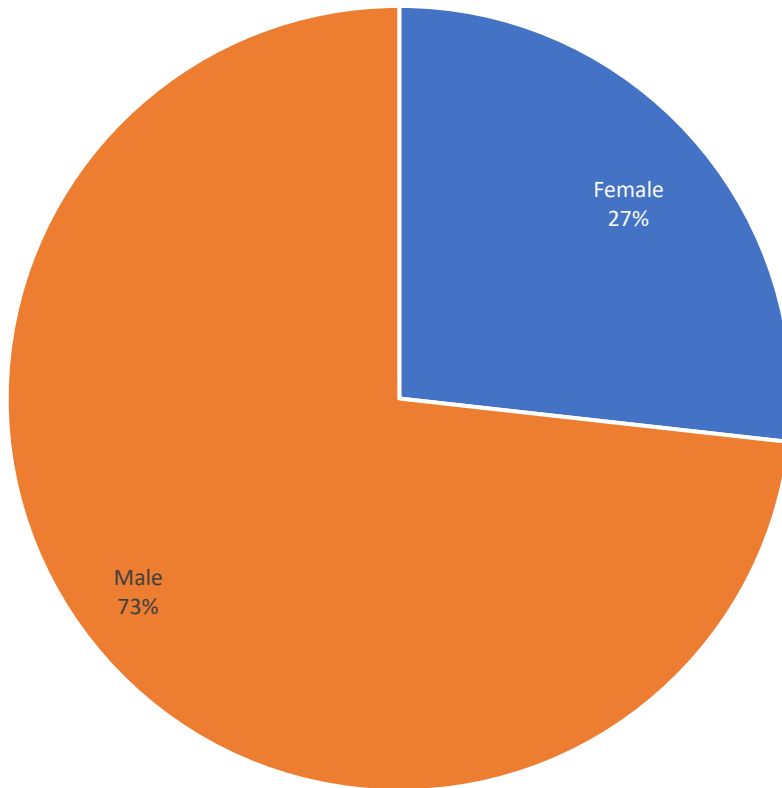


THE MISSISSIPPI BAR
BAR COMPLAINT STATISTICAL REPORT
2021 FISCAL YEAR
467 COMPLAINTS

**BAR COMPLAINTS STATISTICAL REPORT
2021 FISCAL YEAR
467 COMPLAINTS**



Gender

Male: 73% (342)

Female: 27% (125)

Membership Information

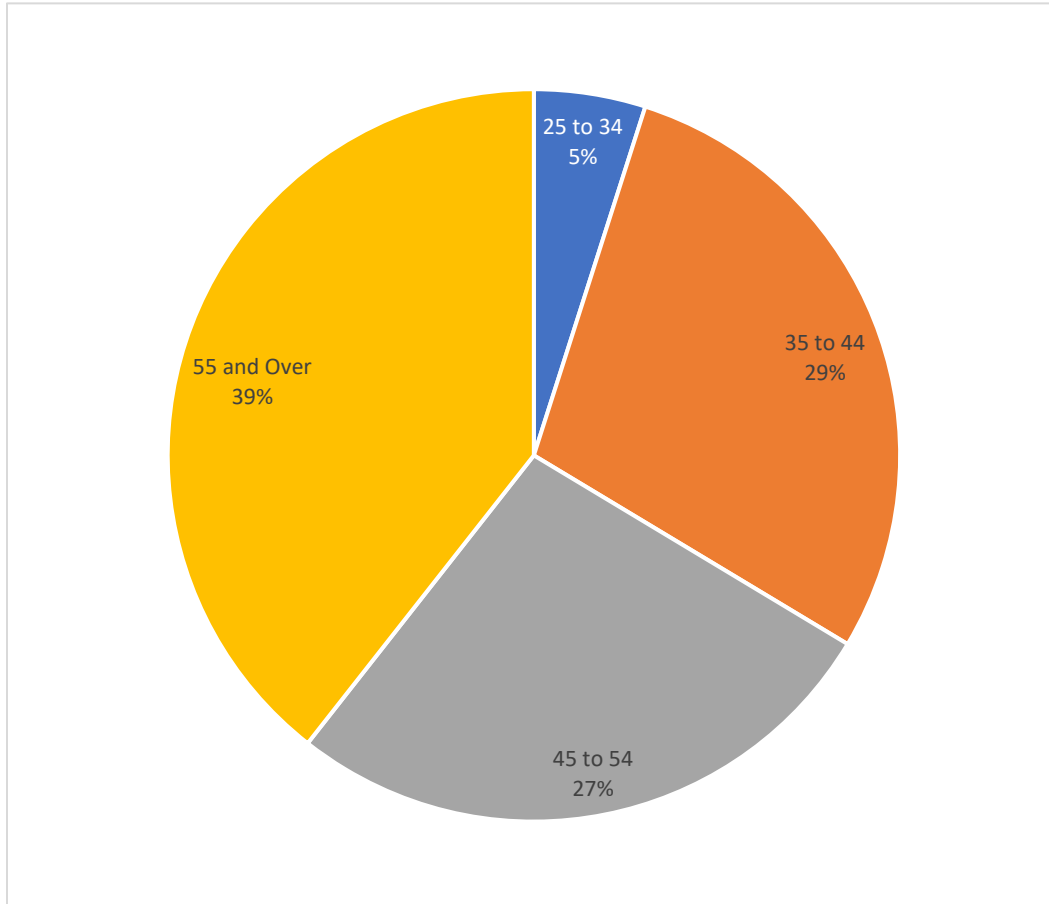
Male: 76% (6,800)

Female: 24% (2,103)

BAR COMPLAINTS STATISTICAL REPORT

2021 FISCAL YEAR

467 COMPLAINTS



Age of Lawyer

55 and Over:	39%	(184)
45 to 54:	27%	(126)
35 to 44:	29%	(134)
25 to 34:	5%	(23)

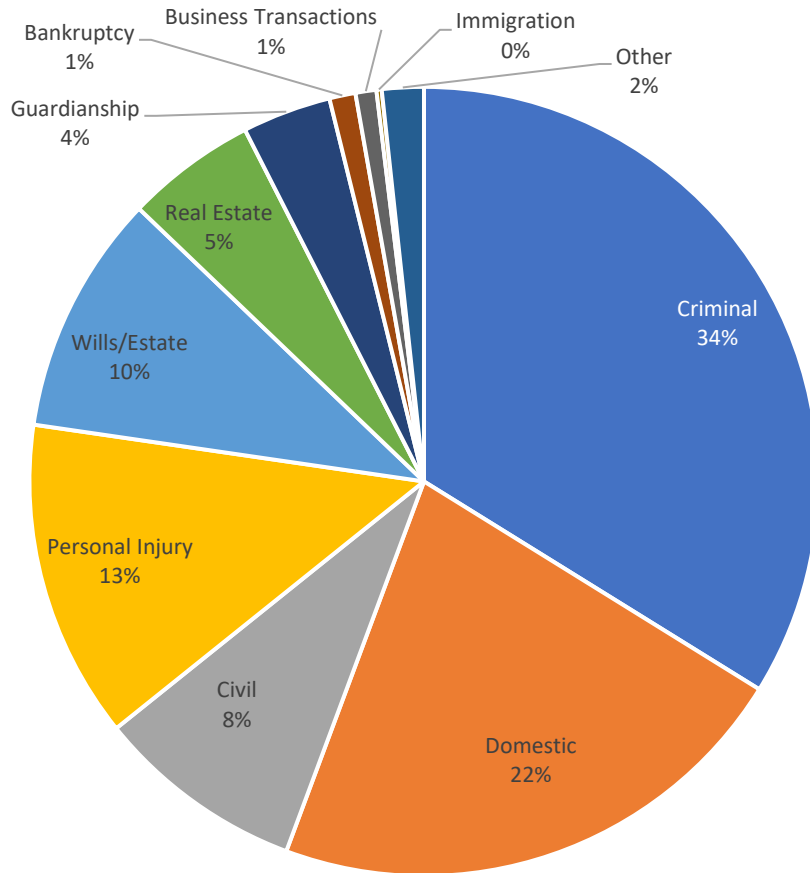
Membership Information

55 and Over:	41%	(3,544)
45 to 54:	24%	(2,113)
35 to 44:	24%	(2,087)
25 to 34:	11%	(927)

BAR COMPLAINTS STATISTICAL REPORT

2021 FISCAL YEAR

467 COMPLAINTS



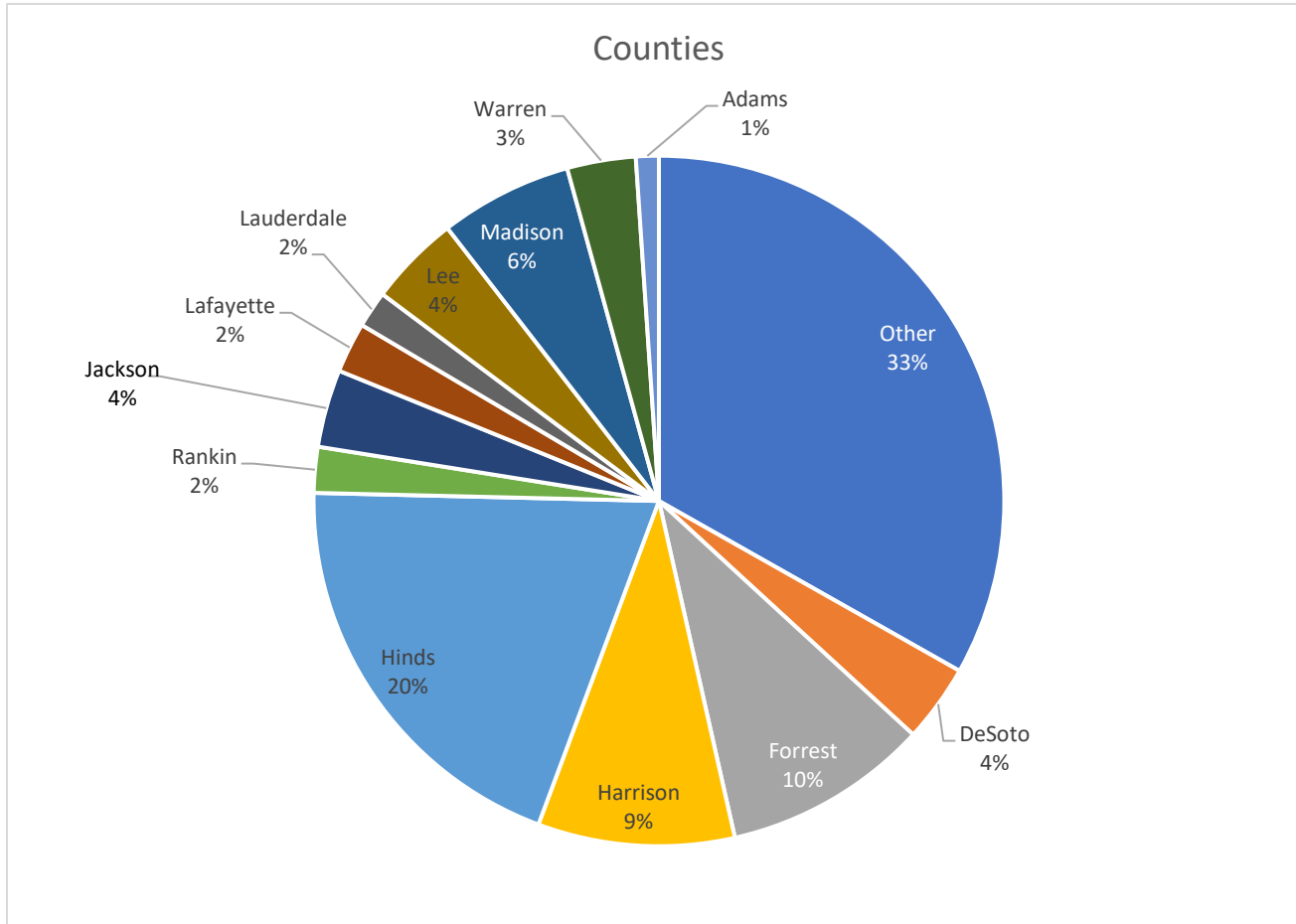
Areas of Practice

Criminal:	34% (158)
Domestic:	22% (102)
Personal Injury:	13% (61)
Wills/Estates:	10% (46)
Civil:	8% (40)
Real Estate:	5% (25)
Guardianship:	4% (17)
Bankruptcy:	1% (5)
Business Transactions:	1% (4)
Immigration:	0% (1)
Other:	2% (8)

BAR COMPLAINTS STATISTICAL REPORT

2021 FISCAL YEAR

467 COMPLAINTS



County

Hinds:	20% (92)
Forrest:	10% (45)
Harrison:	9% (43)
Madison:	6% (29)
Jackson:	4% (17)
Lee:	4% (20)
DeSoto:	4% (17)
Warren:	3% (15)
Lafayette:	2% (11)
Rankin:	2% (10)
Lauderdale:	2% (8)
Adams:	1% (5)
Other:	33% (155)

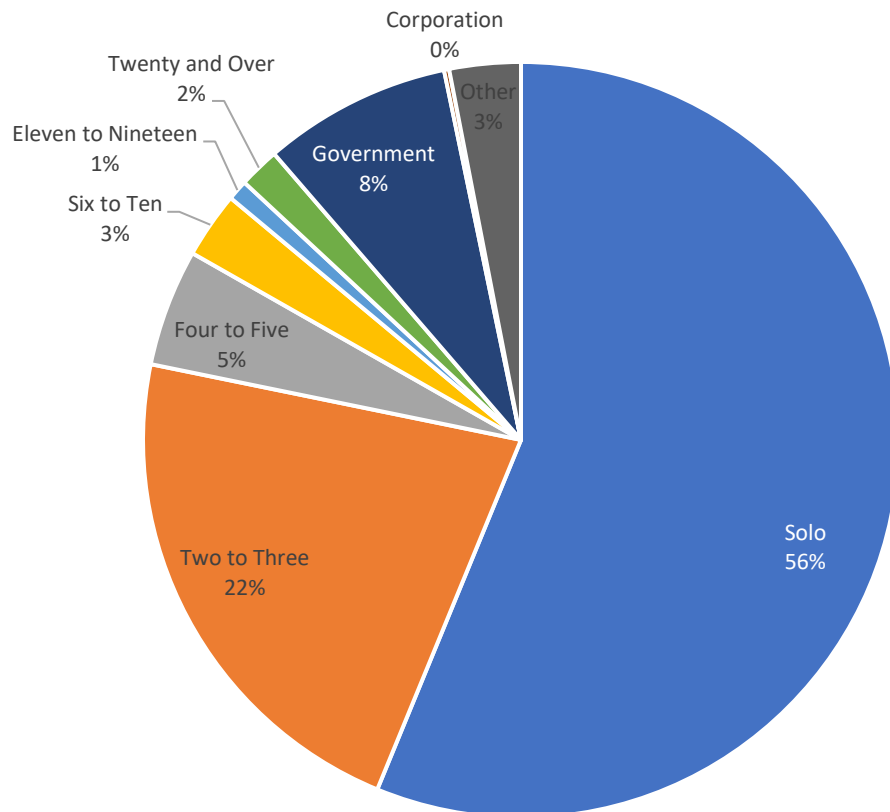
Membership Information

Hinds:	36% (1,875)
Madison:	17% (894)
Harrison:	11% (589)
Lafayette:	7% (341)
Forrest:	6% (314)
Rankin:	6% (311)
Lee:	5% (240)
Jackson:	4% (233)
DeSoto:	3% (183)
Lauderdale:	2% (100)
Warren:	2% (91)
Adams:	1% (63)

BAR COMPLAINTS STATISTICAL REPORT

2021 FISCAL YEAR

467 COMPLAINTS



Size of Firm

Solo:	56% (258)
Two to Three:	22% (101)
Four to Five:	5% (23)
Six to Ten:	3% (13)
Eleven to Nineteen:	1% (7)
Twenty and Over:	2% (12)
Government:	8% (37)
Corporation:	0% (1)
Other:	3% (15)

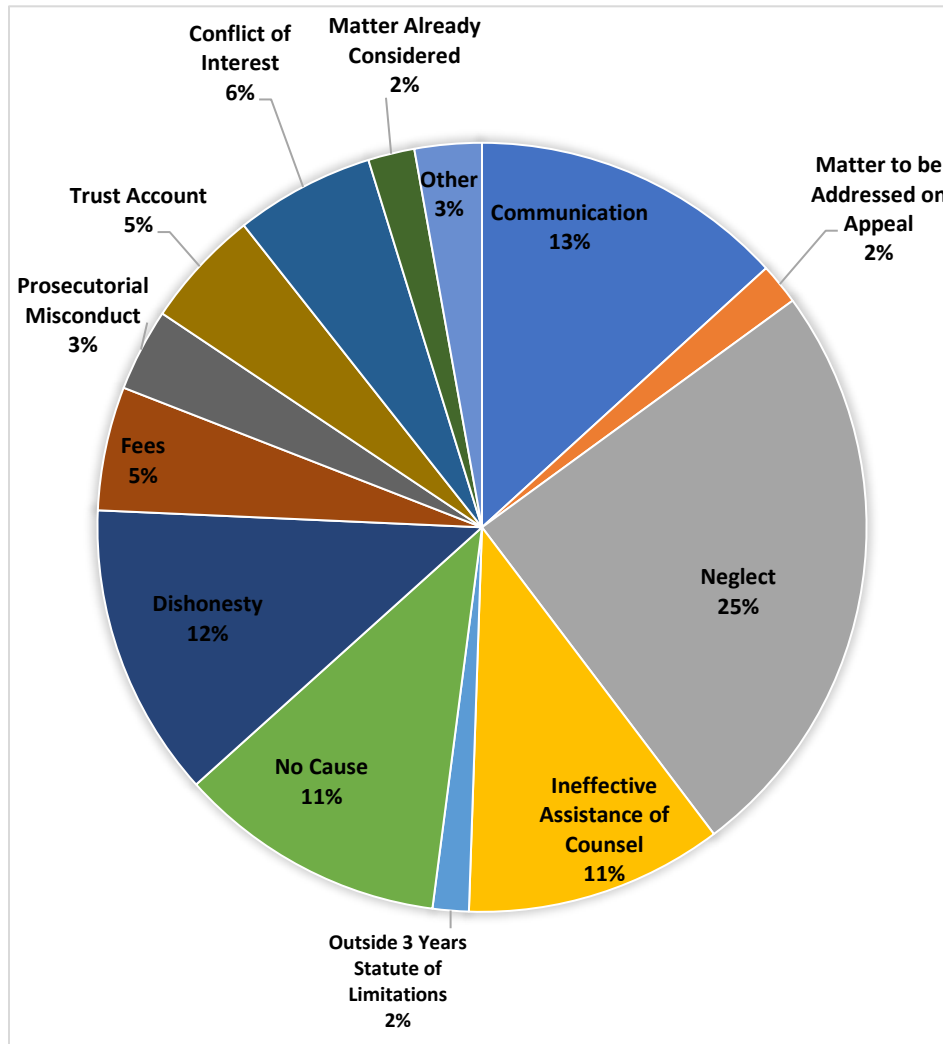
Membership Information

Solo:	27% (2,255)
Two to Three:	14% (1,142)
Four to Five:	5% (428)
Six to Ten:	6% (493)
Eleven to Nineteen:	4% (325)
Twenty and Over:	19% (1,560)
Government:	14% (1,199)
Corporation:	6% (496)
Other:	5% (446)

BAR COMPLAINTS STATISTICAL REPORT

2021 FISCAL YEAR

467 COMPLAINTS



Complaint Types

Neglect:	25% (114)
Communication:	13% (61)
Dishonesty:	12% (57)
No Cause:	11% (52)
Ineffective Assistance of Counsel:	11% (50)
Conflict of Interest:	6% (27)
Fees:	5% (24)
Trust Account:	5% (23)
Prosecutorial Misconduct:	3% (16)
Matter Already Considered:	2% (9)
Matter to be Addressed on Appeal:	2% (8)
Outside 3 Years Statute of Limitations:	2% (7)
Other:	3% (19)