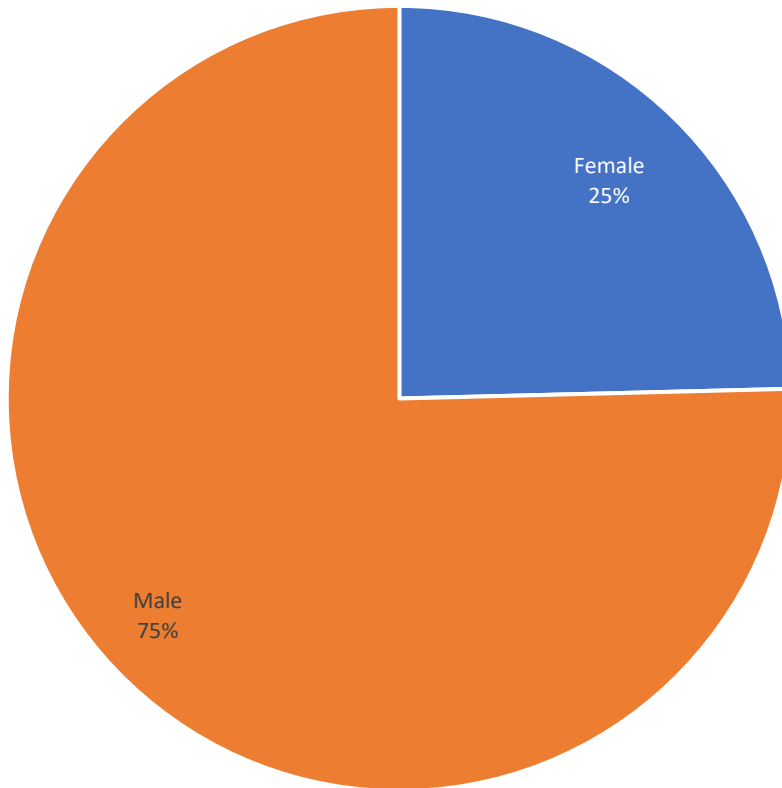


***THE MISSISSIPPI BAR***  
***BAR COMPLAINT STATISTICAL REPORT***  
***2022 FISCAL YEAR***  
***443 COMPLAINTS***

**BAR COMPLAINTS STATISTICAL REPORT**  
**2022 FISCAL YEAR**  
**443 COMPLAINTS**



**Gender**

Male: 75% (334)

Female: 25% (109)

**Membership Information**

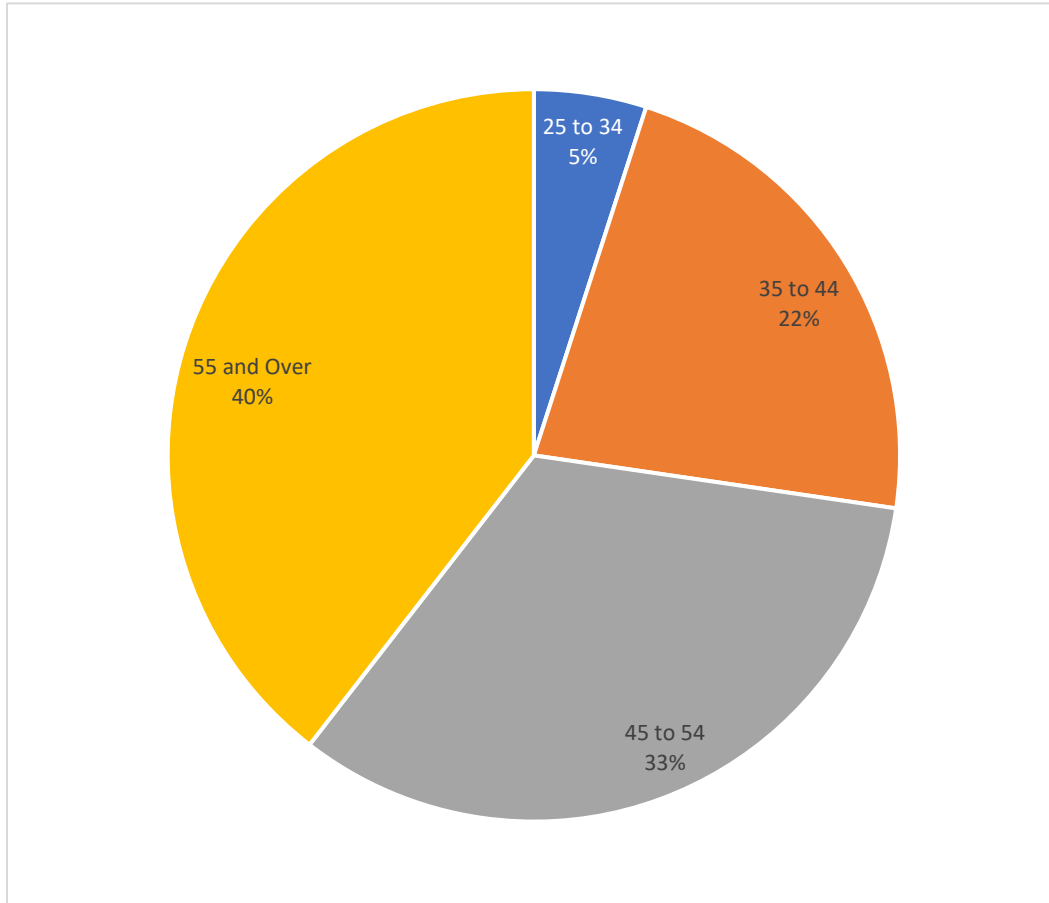
Male: 75% (6,024)

Female: 25% (2,815)

# BAR COMPLAINTS STATISTICAL REPORT

## 2022 FISCAL YEAR

### 443 COMPLAINTS



#### Age of Lawyer

55 and Over:	40%	(175)
45 to 54:	33%	(147)
35 to 44:	22%	(99)
25 to 34:	5%	(22)

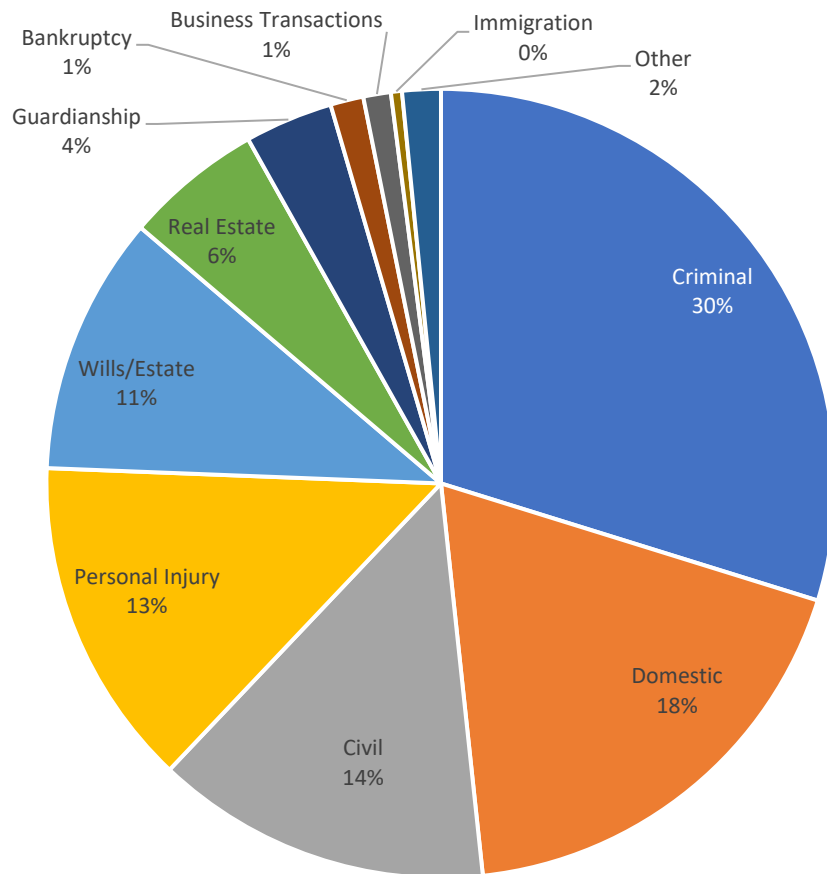
#### Membership Information

55 and Over:	35%	(2,750)
45 to 54:	28%	(2,158)
35 to 44:	26%	(2,014)
25 to 34:	11%	(886)

# BAR COMPLAINTS STATISTICAL REPORT

## 2022 FISCAL YEAR

### 443 COMPLAINTS



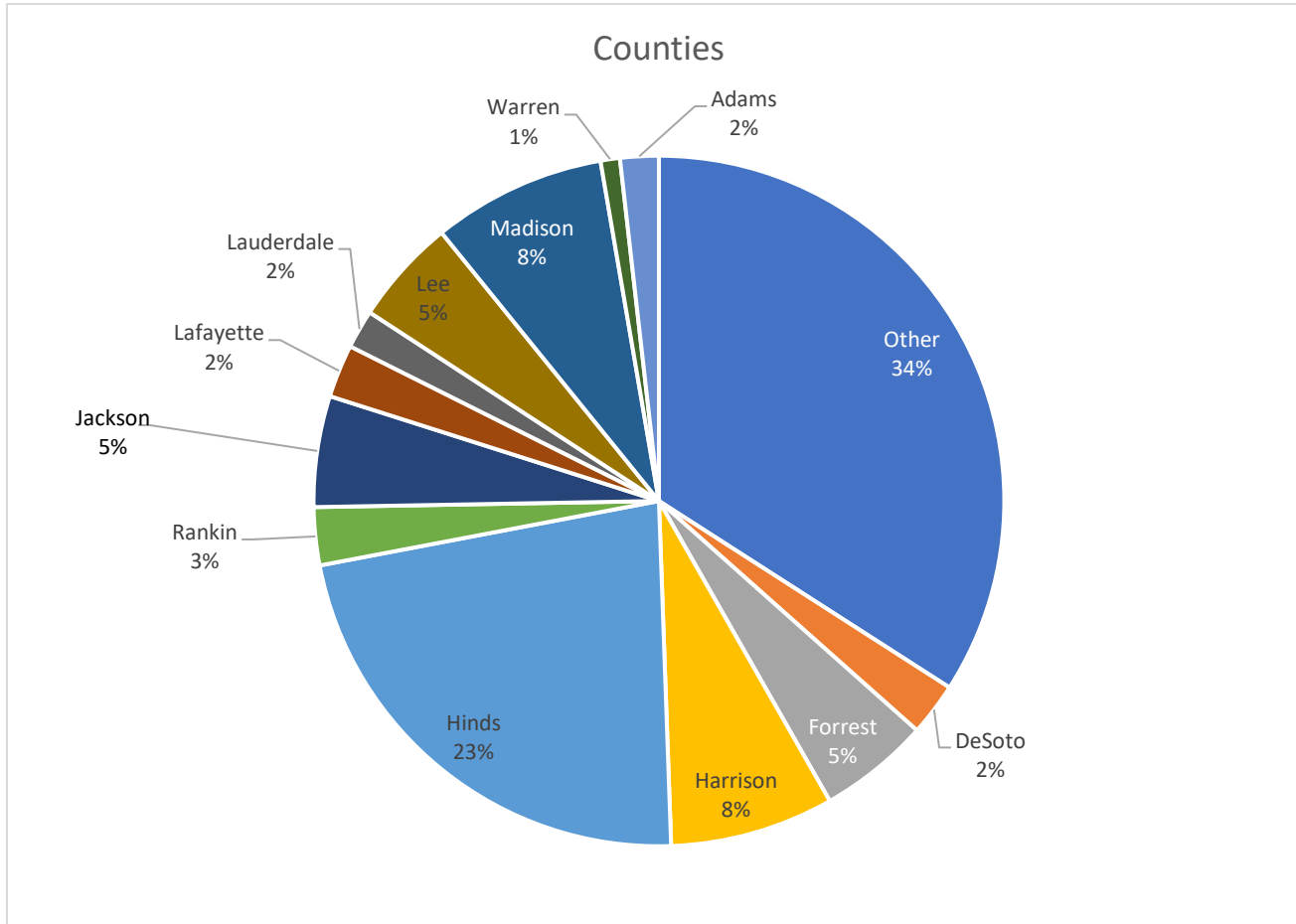
#### Areas of Practice

Criminal:	30% (132)
Domestic:	18% (82)
Civil:	14% (61)
Wills/Estates:	11% (47)
Personal Injury:	13% (60)
Real Estate:	6% (25)
Bankruptcy:	1% (6)
Guardianship:	4% (16)
Immigration:	0% (2)
Business Transactions:	1% (5)
Other:	2% (7)

# BAR COMPLAINTS STATISTICAL REPORT

## 2022 FISCAL YEAR

### 443 COMPLAINTS



**County**

Hinds:	23% (100)
Madison:	8% (36)
Harrison:	8% (34)
Forrest:	5% (23)
Jackson:	5% (23)
Lee:	5% (22)
Rankin:	3% (12)
DeSoto:	2% (11)
Lafayette:	2% (11)
Lauderdale:	2% (8)
Adams:	2% (8)
Warren:	1% (4)
Other:	34% (151)

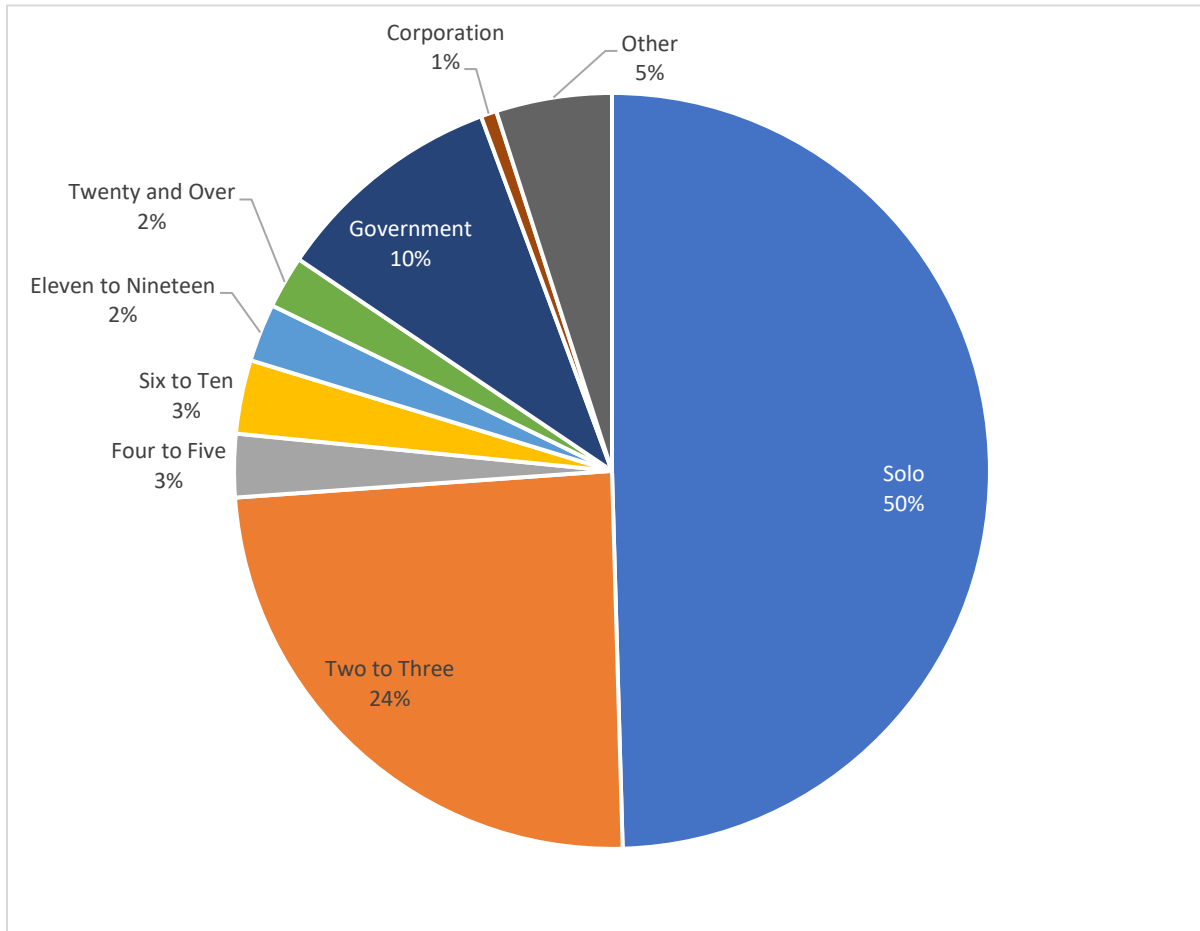
**Membership Information**

Hinds:	35% (1,841)
Madison:	18% (915)
Harrison:	11% (583)
Lafayette:	7% (348)
Forrest:	6% (307)
Rankin:	6% (317)
Lee:	4% (236)
Jackson:	5% (238)
DeSoto:	3% (174)
Lauderdale:	2% (98)
Warren:	2% (91)
Adams:	1% (65)

# BAR COMPLAINTS STATISTICAL REPORT

## 2022 FISCAL YEAR

### 443 COMPLAINTS



#### Size of Firm

Solo:	50% (220)
Two to Three:	24% (108)
Four to Five:	3% (12)
Six to Ten:	3% (14)
Eleven to Nineteen:	2% (11)
Twenty and Over:	2% (10)
Government:	10% (44)
Corporation:	1% (2)
Other:	5% (22)

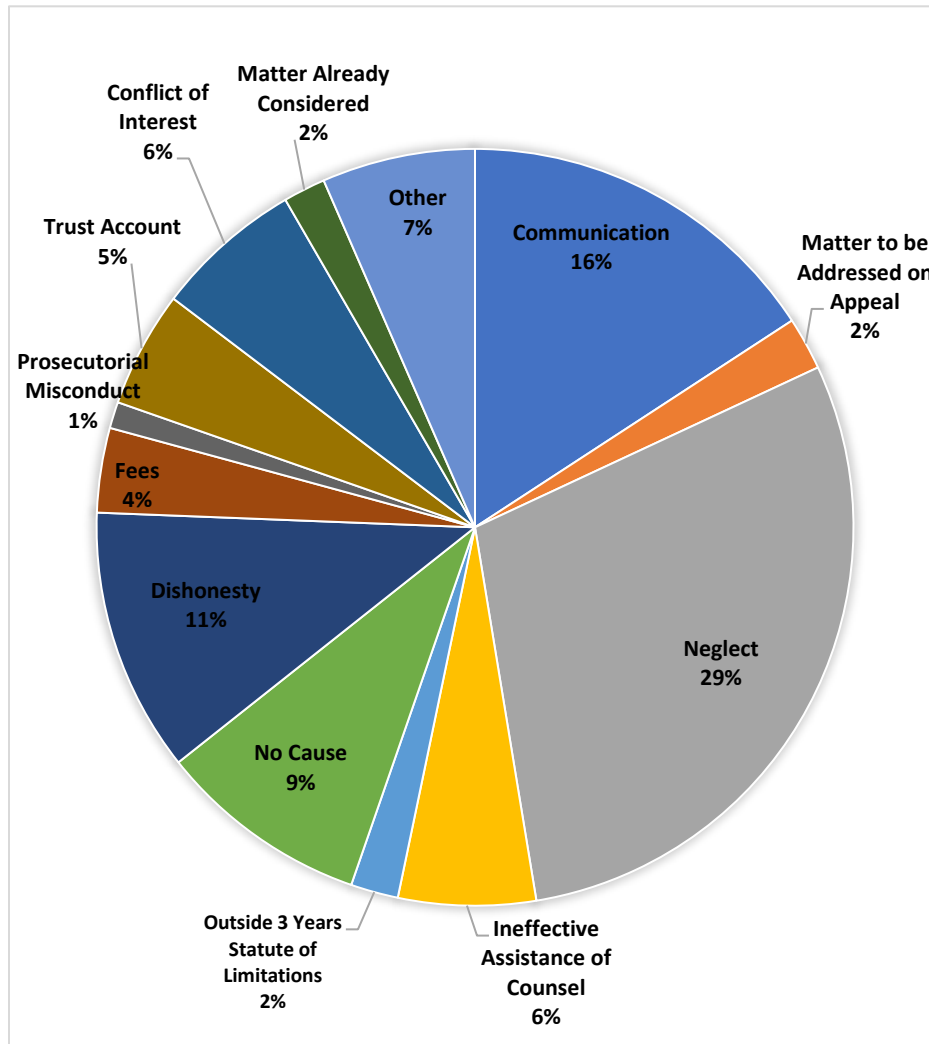
#### Membership Information

Solo:	24% (1,852)
Two to Three:	13% (1,021)
Four to Five:	5% (385)
Six to Ten:	6% (461)
Eleven to Nineteen:	4% (300)
Twenty and Over:	20% (1,527)
Government:	15% (1,168)
Corporation:	6% (481)
Other:	7% (553)

# BAR COMPLAINTS STATISTICAL REPORT

## 2022 FISCAL YEAR

### 443 COMPLAINTS



#### Complaint Types

Neglect:	29% (130)
Communication:	16% (70)
Dishonesty:	11% (50)
No Cause:	9% (40)
Conflict of Interest:	6% (28)
Ineffective Assistance of Counsel:	6% (26)
Trust Account:	5% (22)
Fees:	4% (16)
Matter to be Addressed on Appeal:	2% (10)
Outside 3 Years Statute of Limitations:	2% (9)
Matter Already Considered:	2% (8)
Prosecutorial Misconduct:	1% (5)
Other:	7% (29)