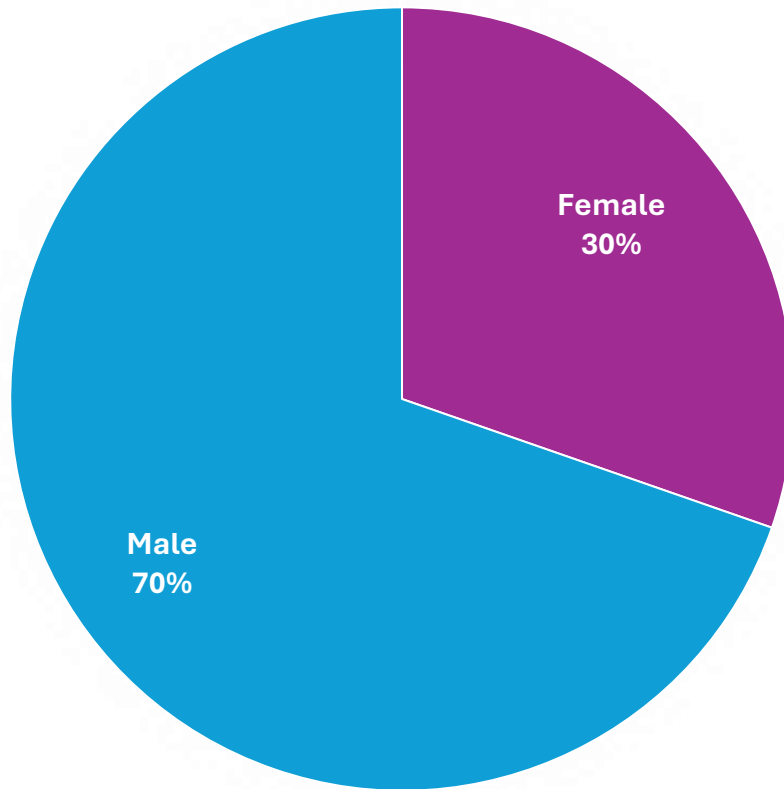


**THE MISSISSIPPI BAR
BAR COMPLAINTS STATISTICAL REPORT
2023 FISCAL YEAR
488 COMPLAINTS**

BAR COMPLAINTS STATISTICAL REPORT

2023 FISCAL YEAR

488 COMPLAINTS



Gender

Male: 70% (340)

Female: 30% (148)

Membership Information

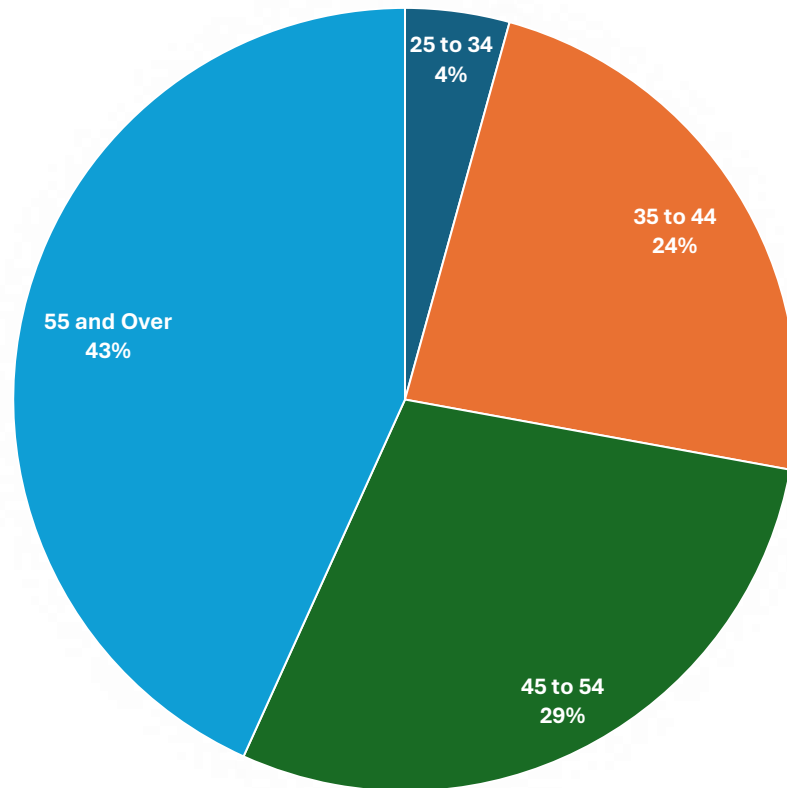
Male: 68% (5985)

Female: 32% (2844)

BAR COMPLAINTS STATISTICAL REPORT

2023 FISCAL YEAR

488 COMPLAINTS



Age of Lawyer

55 and Over:	43% (211)
45 to 54:	29% (141)
35 to 44:	24% (115)
25 to 34:	4% (21)

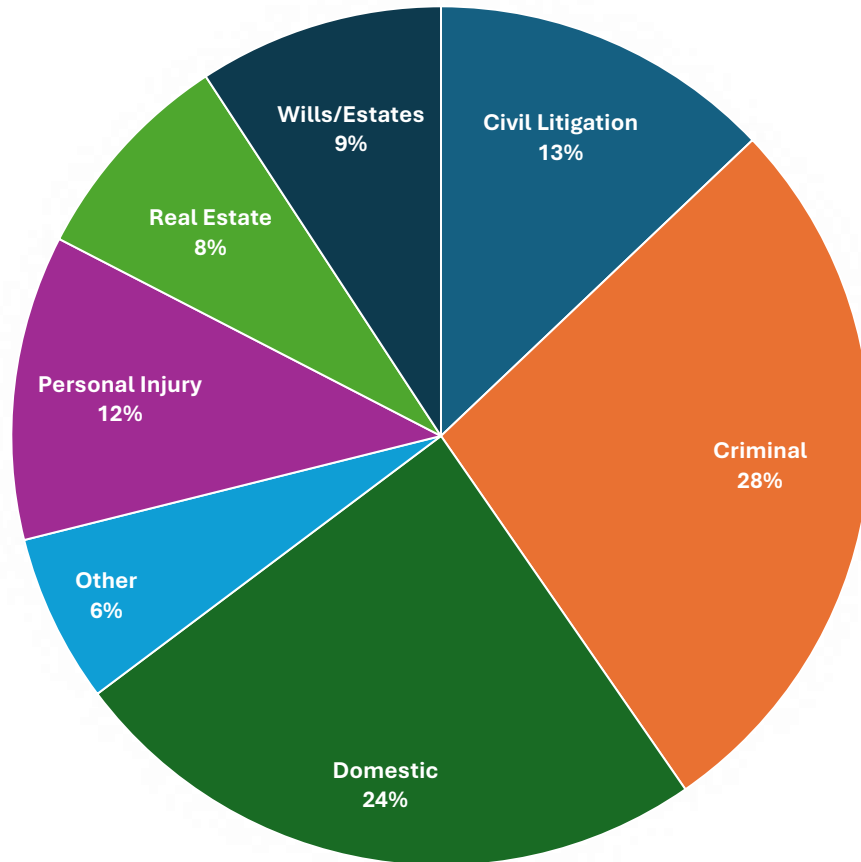
Membership Information

55 and Over:	43% (3639)
45 to 54:	25% (2168)
35 to 44:	22% (1901)
25 to 34:	10% (836)

BAR COMPLAINTS STATISTICAL REPORT

2023 FISCAL YEAR

488 COMPLAINTS



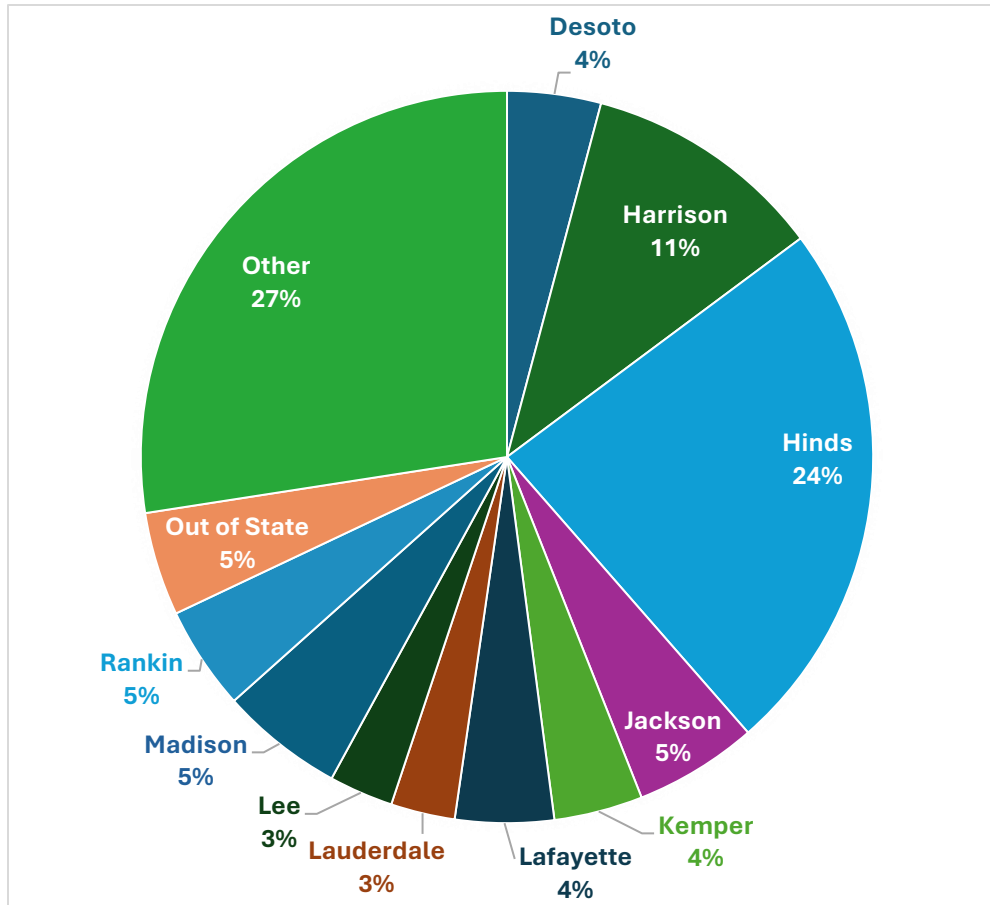
Area of Practice

Criminal:	28% (134)
Domestic:	24% (119)
Civil:	13% (63)
Personal Injury:	12% (56)
Wills/Estates:	9% (45)
Real Estate:	8% (40)
Other:	6% (32)

BAR COMPLAINTS STATISTICAL REPORT

2023 FISCAL YEAR

488 COMPLAINTS



County

Hinds: 24% (109)
Harrison: 11% (49)
Jackson: 5% (25)
Madison: 5% (25)
Rankin: 5% (21)
Desoto: 4% (19)
Kemper: 4% (18)
Lafayette: 4% (20)
Lauderdale: 3% (13)
Lee: 3% (13)
Out of State: 5% (21)
Other: 27% (126)

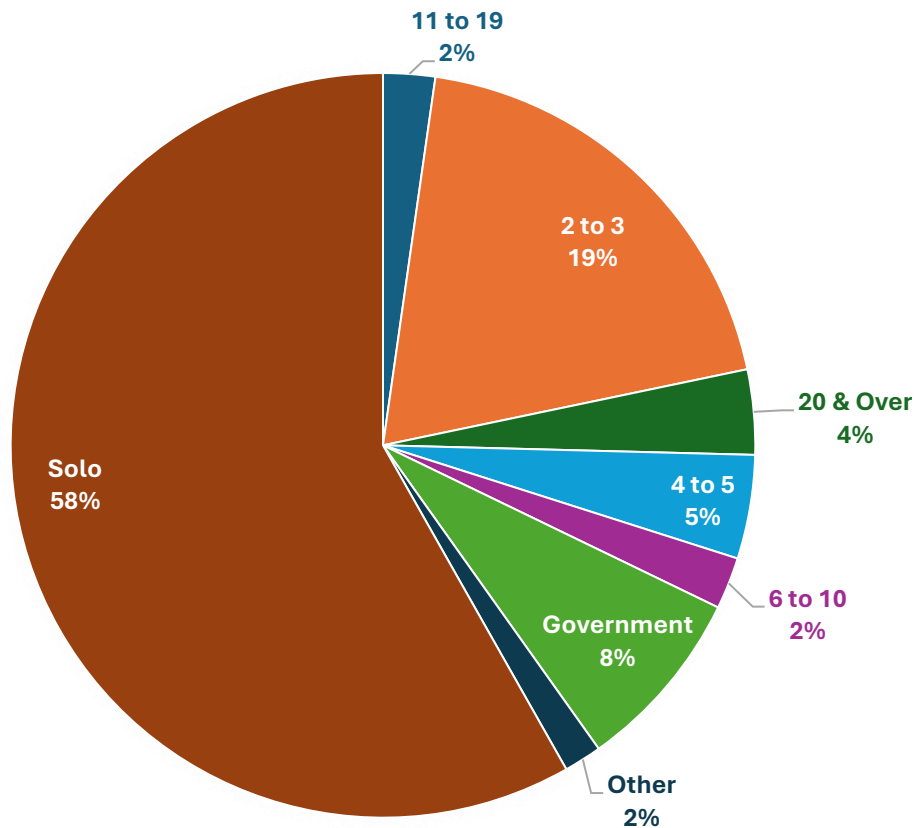
Membership Information

Hinds: 26% (1756)
Madison: 14% (961)
Harrison: 9% (592)
Lafayette: 5% (353)
Rankin: 5% (337)
Forrest: 5% (315)
Jackson: 4% (245)
Lee: 4% (238)
Desoto: 3% (174)
Other: 25% (1693)

BAR COMPLAINTS STATISTICAL REPORT

2023 FISCAL YEAR

488 COMPLAINTS



Size of Firm

Solo:	58% (284)
2 to 3:	19% (95)
Government:	8% (39)
4 to 5:	5% (22)
20 & Over:	4% (18)
11 to 19:	2% (11)
6 to 10:	2% (11)
Other:	2% (8)

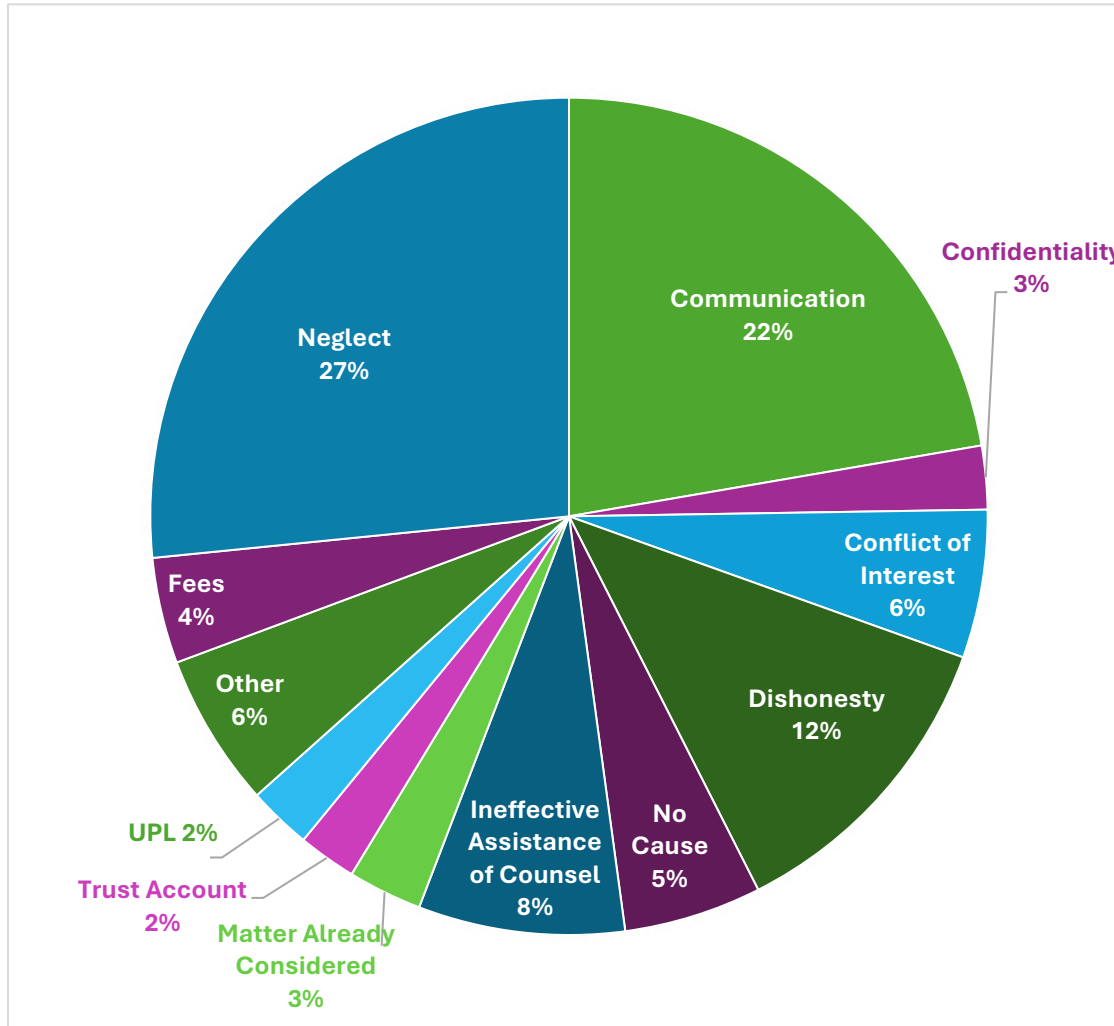
Membership Information

Solo:	25% (2159)
2 to 3:	13% (1116)
4 to 5:	5% (405)
6 to 10:	5% (477)
11 to 19:	4% (308)
20 & Over:	18% (1580)
Government:	15% (1253)
Corporation:	6% (480)
Retired:	2% (167)
Other:	7% (599)

BAR COMPLAINTS STATISTICAL REPORT

2023 FISCAL YEAR

488 COMPLAINTS



Complaint Types

Neglect:	27% (130)
Communication:	22% (109)
Dishonesty:	12% (59)
Ineffective Assistant of Counsel:	8% (41)
Conflict of Interest:	6% (28)
Fees:	4% (20)
Matter Already Considered:	3% (14)
Confidentiality:	3% (12)
UPL	2% (12)
Trust Account:	2% (11)
Other:	6% (29)
No Cause:	5% (26)